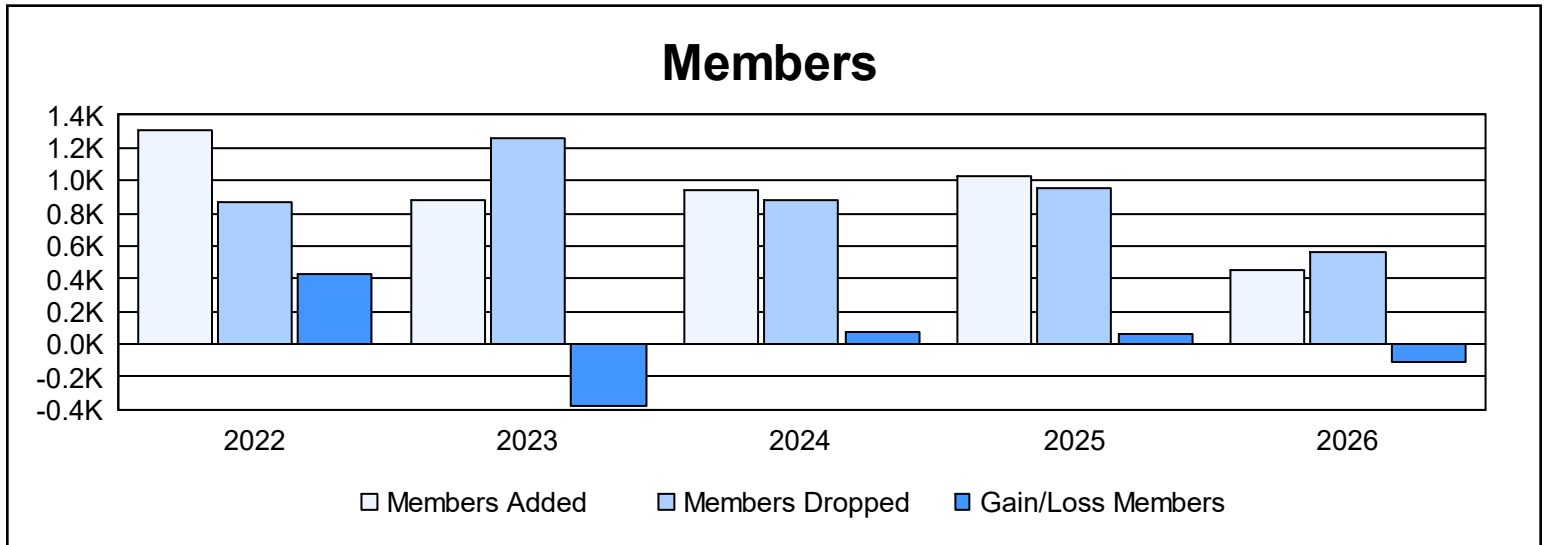
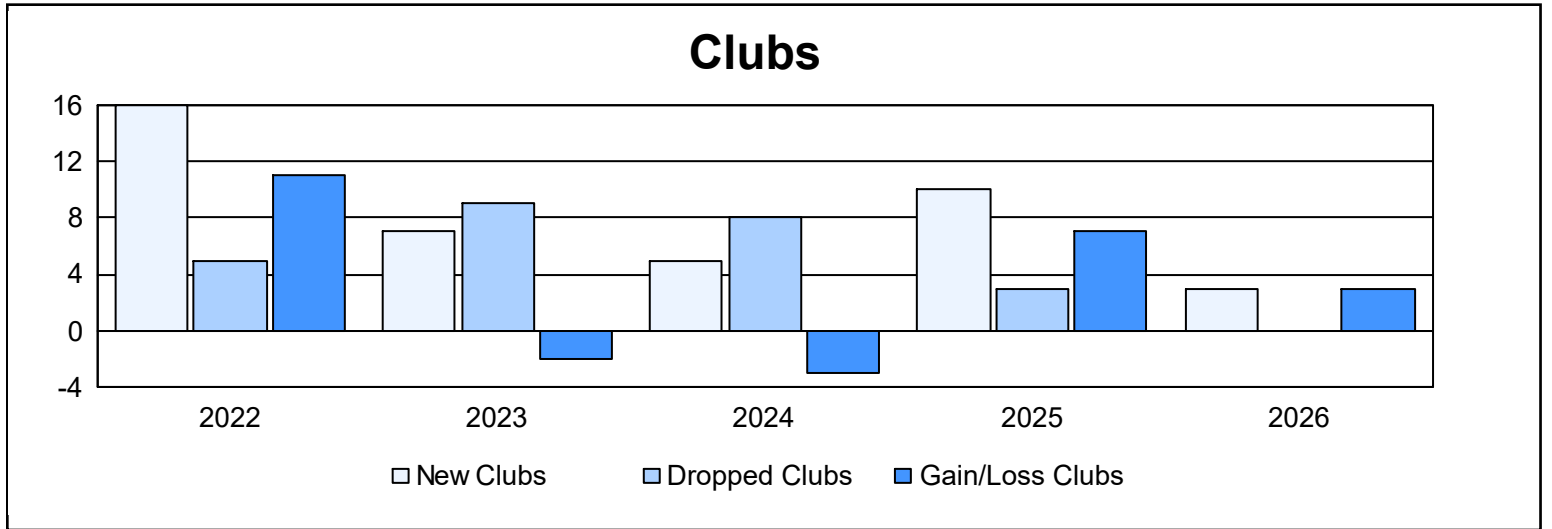


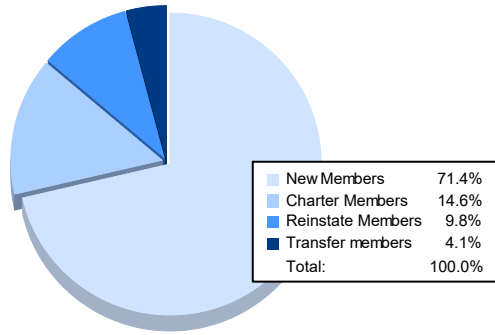
Multiple District LB

As of March 2026 Cumulative

Year	New Clubs	Dropped Clubs	Gain/ Loss Clubs	New Members	Charter Members	Reinstate Members	Transfer Members	Total Member Added	Total Members Dropped	Gain/ Loss Members
2021-2022	16	5	11	639	528	114	22	1,303	872	431
2022-2023	7	9	-2	532	229	81	33	875	1,255	-380
2023-2024	5	8	-3	747	136	34	30	947	878	69
2024-2025	10	3	7	630	242	124	26	1,022	957	65
2025-2026	3	0	3	327	67	45	19	458	565	-107
Average	8	5	3	575	240	80	26	921	905	16



Membership Composition March 2026 Cumulative



Gender Composition March 2026 Cumulative

